

**KHSAA TITLE IX  
ANNUAL REPORT SUBMISSION  
STATUS REPORT  
2010-2011**

KHSAA  
Form T65  
Revised  
3/2011

TO: KHSAA Member School Superintendents, Principals, and Athletic Directors

FROM: Julian Tackett, Commissioner  
Darren Bilberry, Assistant Commissioner

DATE: May 12, 2011

School	Rockcastle County High School	Reviewed by	Martha Mullins
--------	-------------------------------	-------------	----------------

The following is a status report regarding the required 2010 - 2011 Title IX Annual Report submission of forms due into the KHSAA office by April 15, 2011. Appropriate KHSAA Audit Team personnel have reviewed these forms and the following is a summary of this review.

I. Checklist of Forms properly submitted in a satisfactory manner:

<b>X</b>	GE 19 (Annual Verification)	<b>X</b>	T-35 (Budget Expenses)
<b>X</b>	T-1 (Summary Program Chart 1)	<b>X</b>	T-36 (Budget Expenses)
<b>X</b>	T-2 (Summary Program Chart 2)	<b>X</b>	T-41 (Checklist – Overall Interscholastic Program)
<b>X</b>	T-3 (Summary Program Chart 3)	<b>X</b>	T-60 (Corrective Action Plan)
<b>X</b>	T-4 (Summary Program Chart 4)	<b>N/A</b>	T-63 (Interscholastic Survey Results)

II. Status

A.	<b>X</b>	2010– 2011 Forms are satisfactory and no further information or action is necessary at this time.
B.		Errors have been noted with respect to the following forms:
C.		The following forms were omitted and must be submitted by school representatives:
D.	<b>X</b>	According to the 2010-2011 data, the school appears to be meeting the standards established in: <input checked="" type="checkbox"/> Test 1 (Athletic participation is proportionate to enrollment) <input type="checkbox"/> Test 2 (History and continuing practice of program expansion) <input type="checkbox"/> Test 3 (Full and effective accommodation of interests and abilities)
E.	<b>X</b>	Other Recommendation and Comments: <b>School personnel will submit a statement explaining why no expenditures for awards were recorded for cross-country, swimming, boys' track, and volleyball, BY MAY 31, 2011.</b> Good report.

# KHSAA Emailer

select ademail as email\_address,school as email\_name from KHSAA\_Schools,KHSAA.KHSAA\_new\_email\_checked\_schools where KHSAA\_Schools.id=KHSAA.KHSAA\_new\_email\_checked\_schools.id AND KHSAA\_new\_email\_checked\_schools.user="dbilberry@khsaa.org" AND member="T" and (ademail is not null and ademail <> "") order by school

select prinemail as email\_address,school as email\_name from KHSAA\_Schools,KHSAA.KHSAA\_new\_email\_checked\_schools where KHSAA\_Schools.id=KHSAA.KHSAA\_new\_email\_checked\_schools.id AND KHSAA\_new\_email\_checked\_schools.user="dbilberry@khsaa.org" AND member="T" and (prinemail is not null and prinemail <> "") order by school

select superemail as email\_address,school as email\_name from KHSAA\_Schools,KHSAA.KHSAA\_new\_email\_checked\_schools where KHSAA\_Schools.id=KHSAA.KHSAA\_new\_email\_checked\_schools.id AND KHSAA\_new\_email\_checked\_schools.user="dbilberry@khsaa.org" AND member="T" and (superemail is not null and superemail <> "") order by school

- Below is a simulation of how your email will appear.
- You can manually modify the list of addressees in the "To:" box by deleting undesired addressees or adding new ones, one per line.
- You can modify the email subject in the "Subject:" box.
- When you're ready to send your email press the "Send" button. Do not close your browser window while emails are being sent.

<b>From:</b>	Darren Bilberry <dbilberry@khsaa.org>
<b>To:</b>	"Rockcastle County"<barry.noble@rockcastle.kyschools.us> "Rockcastle County"<jennifer.mattingly@rockcastle.kyschools.us> "Rockcastle County"<larry.hammond@rockcastle.kyschools.us> martha.mullins@insightbb.com mmullins@khsaa.org
<b>Subject:</b>	Rockcastle County HS Title IX Annual Report Addl. In
<input type="button" value="Send Email"/>	
The information requested from Rockcastle High School regarding the 2010-2011 annual Title IX report has been received. No further action is necessary.	
<p>--  Darren Bilberry  Assistant Commissioner  Kentucky High School Athletic Association  Telephone- 859-299-5472  Fax: 859-293-5999  E-Mail: <a href="mailto:dbilberry@khsaa.org">dbilberry@khsaa.org</a></p>	

Copyright © 2001-2011 Kentucky High School Athletic Association (KHSAA), all rights reserved  
This page is for the exclusive use of the KHSAA. Other use is strictly prohibited. Usage is monitored



Darren Bilberry <[dbilberry@khsaa.org](mailto:dbilberry@khsaa.org)>

---

## Copy: Rockcastle County HS Title IX Annual Report Addl. Information

1 message

---

Darren Bilberry <[dbilberry@khsaa.org](mailto:dbilberry@khsaa.org)>

Mon, Jun 27, 2011 at 9:50 AM

To: Darren Bilberry <[dbilberry@khsaa.org](mailto:dbilberry@khsaa.org)>

The information requested from Rockcastle High School regarding the 2010-2011 annual Title IX report has been received. No further action is necessary.

—  
Darren Bilberry  
Assistant Commissioner  
Kentucky High School Athletic Association  
Telephone- [859-299-5472](tel:859-299-5472)  
Fax: [859-293-5999](tel:859-293-5999)  
E-Mail: [dbilberry@khsaa.org](mailto:dbilberry@khsaa.org)

---

ar



Phyllis Sallee <psallee@khsaa.org>

---

## Title IX annual report

1 message

---

Title 9 Audit <title9@khsaa.org>

Tue, Jun 14, 2011 at 1:48 PM

Reply-To: title9@khsaa.org

To: "Phyllis Sallee, KHSAA" <psallee@khsaa.org>

The information requested from Rockcastle High School regarding the 2010-2011 annual Title IX report has been received. No further action is necessary.

---

e



2010-2011  
 ACTUAL EXPENDITURES - PROGRAM COMPARISON CHART 2 - (Form T36)  
 TO INCLUDE BOOSTER CLUB FUNDING

Sports	Equipment and supplies		Travel		Awards		Coaches' salaries (to include supplemental and extended employment; dollar amount required)	# Coaches for all levels / # Teams for all levels	Facilities improvements		Publications (if sport-specific)	
	School	Booster	School	Booster	School	Booster			School	Booster	School	Booster
G track	935	6,475	1,000	3,267		650	3,264	1/1				
B track	770		1,048				3,264	1/1				
G tennis												
B tennis												
G volleyball	507	3,283	1,060	917		200	4,898	2/3				
B wrestling												
G (list sport)												
B football	10,169	3,389	3,002	9,125		400	29,989	7/3				
G (list sport)												
B (list sport)												

- Total expenditures on T-35 and T-36 on the 2010-2011 year report due by April 15, 2011, should reflect the total monies spent (rounded off to nearest dollar) for the entire school year of 2009-2010 ending June 30, 2010.
- Booster Club Funding/Contributions must be included in the above expenditures totals. Indicate percentages of total expenditures for each gender. (If disparities are obvious, list on your Corrective Action Plan (T-60) what action you will take to correct the problem.

Gender	Expenditures	Percentage
Boys	\$ 123,687	55.9
Girls	\$ 97,459	44.1
Total: \$ 221,146		100%

Boys 55.9  
 UDDERKIRCH  
 58%

Principal's Signature: [Signature] Date: 5-31-2011



2010-2011  
 ACTUAL EXPENDITURES - PROGRAM COMPARISON CHART 1 - (FORM T-35)  
 TO INCLUDE BOOSTER CLUB FUNDING


G = 336,299  
 B = 58,722

Sports	Expenditures		Expenditures		Expenditures		Expenditures		Expenditures		Expenditures		Expenditures	
	School	Booster	School	Booster	School	Booster	School	Booster	School	Booster	School	Booster	School	Booster
Totals	G=28,564 B=32,366		G=32,316 B=30,696		G=15820 B=1,033		Coaches' salaries (to include supplemental and extended employment; dollar amount required)		# Coaches for all levels / # Teams for all levels		Facilities Improvements		Publications (if sport-specific)	
G basketball	512	8809	3016	8969		350	15709		4/3					
B basketball	550	7081	2516	2074		323	15709		4/3					
G softball	483	4538	701	11,401		130	6496		3/2					
B baseball	400	7570	1014	10,194		120	6496		3/2					
G cross country	625		1150			175	1632		1/1					
B cross country	332		411			140	1632		1/1					
G golf	776	1352	685				1632		1/2					
B golf	1019	827	1162				1632		1/2					
G soccer (intramural)	120						500							
B soccer (intramural)	120						500							
G swimming	59	200	150			75	0		.5/1					
B swimming	59	200	150			50	0		.5/1					

1. Total expenditures on T-35 and T-36 on the 2010-2011 year report due by April 15, 2011 of each school year, should reflect the total monies spent (rounded off to nearest dollar) for the entire school year of 2009-2010 ending June 30, 2010.

2. Booster Club Funding/Contributions must be included in the above expenditures total. (Note: It is illegal for coaches to be paid by Booster Clubs - Reference KHSAA Bylaw 27)

Principal's Signature: Paula C. Murphy Date: 5-31-2011



**2010-2011  
ACTUAL EXPENDITURES - PROGRAM COMPARISON CHART 1 -(FORM T-35)  
TO INCLUDE BOOSTER CLUB FUNDING**

KHSAA Form T-35  
REV. 10/10

Sports	Equipment and Supplies		Travel		Awards		Coaches' salaries (to include supplemental and extended employment; dollar amount required)			Facilities improvements		Publications (if sport-specific)	
	School	Booster	School	Booster	School	Booster	School	# Coaches for all levels / # Teams for all levels	School	Booster	School	Booster	School
G basketball	512	8809	3016	8969		350	15709	4/3					
B basketball	550	7081	2516	2074		323	15709	4/3					
G softball	483	4538	701	11,401		130	6496	3/2					
B baseball	400	7570	1014	10,194		120	6496	3/2					
G cross country	625		1150			175	1632	1/1					
B cross country	332		411			140	1632	1/1					
G golf	776	1352	685				1632	1/2					
B golf	1019	827	1162				1632	1/2					
G soccer(Intramural)	120						500						
B soccer(Intramural)	120						500						
G swimming	59	200	150			75	0	.5/1					
B swimming	59	200	150			50	0	.5/1					

1. Total expenditures on T-35 and T-36 on the 2010-2011 year report due by April 15, 2011 of each school year, should reflect the total monies spent (rounded off to nearest dollar) for the entire school year of 2009-2010 ending June 30, 2010.

2. Booster Club Funding/Contributions must be included in the above expenditures total. (Note: It is illegal for coaches to be paid by Booster Clubs - Reference KHSAA Bylaw 27)

Principal's Signature: \_\_\_\_\_

Date: \_\_\_\_\_



**2010-2011  
ACTUAL EXPENDITURES - PROGRAM COMPARISON CHART 2 - ( Form T36)  
TO INCLUDE BOOSTER CLUB FUNDING**

Sports	Equipment and supplies		Travel		Awards		Coaches' salaries (to include supplemental and extended employment; dollar amount required)			Facilities improvements		Publications (if sport-specific)		
	Expenditures		Expenditures		Expenditures		Expenditures			Expenditures		Expenditures		
	School	Booster	School	Booster	School	Booster	School	Booster	School	Booster	School	Booster	School	Booster
G track	935	6,475	1,000	3,267		650	3,264		1/1					
B track	770		1,048				3,264		1/1					
G tennis														
B tennis														
G volleyball	507	3,293	1,060	917		200	4,896		2/3					
B wrestling														
G (list sport)														
B football	10,169	3,389	3,002	9,125		400	29,989		7/3					
G (list sport)														
B (list sport)														

1. Total expenditures on T-35 and T-36 on the 2010-2011 year report due by April 15, 2011, should reflect the total monies spent (rounded off to nearest dollar) for the entire school year of 2009-2010 ending June 30, 2010.

2. Booster Club Funding/Contributions must be included in the above expenditures totals. Indicate percentage of total expenditures for each gender. (If disparities are obvious, list on your Corrective Action Plan (T-60) what action you will take to correct the problem.)

Gender	Expenditures	Percentage
Boys	\$ 123,247	56.1 (avg. 666.20 per male athlete)
Girls	\$ 96,359	43.9 (avg. 577.00 per female athlete)
<b>Total:</b>	<b>\$ 219,606</b>	<b>100%</b> (avg. 623.88 per athlete)

Principal's Signature: \_\_\_\_\_

Date: \_\_\_\_\_





# KENTUCKY HIGH SCHOOL ATHLETIC ASSOCIATION 2010-2011 ANNUAL VERIFICATION OF TITLE IX PROCEDURES

(To be submitted by April 15, 2011 along with other required forms)

The ROCKCASTLE COUNTY High School, Mount Vernon, Kentucky  
(Name of High School) (City)

APR 14 2011

certifies to the Kentucky High School Athletic Association that the following is an accurate and true representation of the facts surrounding compliance with 20 U.S.C. Sections 1681-1688, et. Seq. (also known as Title IX). **I certify the following provisions in accordance with records at the school contained in the permanent Title IX file, at least one copy of which must be maintained in the Principal's office, and to the best of my knowledge have completed the following tasks:**

**I. Established a gender equity committee at the high school. (List committee personnel and provide attachment if necessary)**

Name	Address	Phone	Title (Supt., Principal, Student, Parent, Coach, Etc.)
Barry Noble	1545 Lake Cumberland Hwy. Mt. Vernon	(606)256-4816	Assistant Principal/Athletic Director/
Becky Isaacs	245 Richmond Street Mt. Vernon	(606)256-2125	Director of Student Services
Chrysti Noble	1545 Lake Cumberland Hwy. Mt. Vernon	(606)758-8512	Girls Basketball Coach
J.D. Bussell	1545 Lake Cumberland Hwy. Mt. Vernon	(606)256-4816	Teacher/Parent
Rebekah Arvin	330 Greenway Drive Mt. Vernon	(606)256-0297	SBDM Member/Parent
Tina Hasty	402 Kinley Lane Brodhead	(606)256-7738	Board of Education Member/Parent
Jadon Brock	1545 Lake Cumberland Hwy. Mt. Vernon	(606)256-4816	Student/Athlete
Alexis Young	1545 Lake Cumberland Hwy. Mt. Vernon	(606)256-4816	Student/Athlete
Jessie Mahaffey	1545 Lake Cumberland Hwy. Mt. Vernon	(606)256-4816	YSC Coordinator/Boys Golf Coach

**II. Scheduled a minimum of three meetings during the 2010-2011 school year on the following dates:**

October 20, 2010
December 8, 2010
March 23, 2011

**III. Designated the following person(s) as the Title IX coordinator for the school:**


Name	Title	Address	Phone
Barry Noble	Assistant Principal/ AD	1545 Lake Cumberland Hwy.	(606)256-4816

**IV. Designated the following person(s) as the Title IX coordinator for the district:**


Name	Title	Address	Phone
Becky Isaacs	Director of Student Services	245 Richmond Street	(606)256-2125


School personnel are continuing to make periodic reviews of the boys' and girls' athletics program reflected in the Corrective Action Plan.

In addition to the above information, the above referenced school maintains a complete permanent file relative to Title IX records including copies of the self-assessment audit, all corrective action plans, and other related materials.

  
 \_\_\_\_\_  
 Principal's Signature

\_\_\_\_\_  
 Date 3-23 2011

  
 \_\_\_\_\_  
 Superintendent Signature

  
 \_\_\_\_\_  
 School Board Chairpersons Signature

(Send original copy to KHSAA - Maintain duplicate in Title IX school folder)



**ACCOMMODATION OF INTERESTS AND ABILITIES  
SUMMARY PROGRAM CHART (Form T-1)**

**Participation Opportunities: Test One - Proportionality**

		(Column 1)	(Column 2)	(Column 3)	(Column 4)
	Program	Enrollment	Percentage of Total Enrollment	Number of Interscholastic Participants (double and triple count)	Percentage of Total Participation
Row 1	GIRLS	397	45.8 %	167	47.4%
Row 2	BOYS	469	54.2	185	52.6%
Row 3	Totals	866	100%	352	100%

Instructions:

\*Number of 8<sup>th</sup> grade students & below used in Column 3 and Column 4 calculations: 24

- Determine the total number of girls enrolled, (place in Row 1, Column 1). Determine the total number of boys enrolled, (place in Row 2, Column 1).
- Add the total number of girls and boys enrolled to determine total enrollment, (place in Row 3, Column 1).
- Calculate the percentage of total enrollment that is female. (Divide Row 1, Column 1 by Row 3, Column 1 and place in Row 1, Column 2.) Calculate the percentage of total enrollment that is male. (Divide Row 2, Column 1 by Row 3, Column 1 and place in Row 2, Column 2.) Note: Row 1, Column 2 plus Row 2, Column 2 should total 100%.
- Ask coaches to confirm the names of those individuals who are on the team as of the first **date of regular season competition**, and cross out the names of those who were cut from the team or quit the team prior to the first regular season competitive event. Determine the total number of interscholastic athletics participants that are girls, (and place in Row 1, Column 3). In order to determine the total number of athletics participants, an individual should be counted each time he or she participates on a team. For example, if Jane Doe competes on the varsity volleyball team, the junior varsity volleyball team, the junior varsity basketball team, and the varsity softball team, she should be counted as four participants (**do not include club or intramural sports participants, cheerleaders, dance teams, or pom squads**). Calculate the same way for boys and girls. \* In addition, should 8<sup>th</sup> grade students and below play on a Freshman, Junior Varsity, or Varsity team, they should also be counted for each team and sport on which they participate. If applicable, please asterisk in the above notation as to how many 8<sup>th</sup> grade students & below are included in the totals.  
Using the same procedure, determine the total number of interscholastic athletic participants that are boys, (and place in Row 2, Column 3). Add Row 1, Column 3 plus Row 2, Column 3 to get total participants and place in Row 3, Column 3.
- Calculate the percentage of female participation. (Row 1, Column 3 divided by Row 3, Column 3 and place in Row 1, Column 4.) Calculate the percentage of male participation. (Row 2, Column 3 divided by Row 3, Column 3 and place in Row 2, Column 4.) Note: Row 1, Column 4 plus Row 2, Column 4 should total 100%.

Note: While being within three percent is not a formal compliance standard, if the percent listed in Row 1, Column 4 is within 3% of Row 1, Column 2, then it provides a good target within which compliance is likely.

Principal's Signature: Jennifer C. Mattingly Date: 3-23-11



2010-2011  
**ACCOMMODATION OF INTERESTS AND ABILITIES**  
**SUMMARY PROGRAM CHART (FORM T-2)**  
**PARTICIPATION OPPORTUNITIES: TEST TWO - PROGRAM**  
**EXPANSION**

KHSAA Form T2  
 Rev. 10/10

		Column 1	Column 2	Column 3	Column 4	Column 5
Program		Number of Teams Currently Offered	Number of Participants	Number of Teams Added Since the beginning of the 2006-2007 School Year	Current Number of Participants for the 2010-2011 school year who are playing on teams added since the 2006-2007 School Year	Percent of Total Participation By Sex Added Since the beginning of the 2006-2007 School Year
<b>GIRLS</b> Row 1	varsity:	7	90	2	11	
Row 2	j.v.:	5	49	1	3	
Row 3	frosh:	2	28	0	0	
Row 4	total:	14	167	3	14	8.3%
<b>BOYS</b> Row 5	varsity:	7	93	1	4	
Row 6	j.v.:	5	68	0	0	
Row 7	frosh:	2	24	0	0	
Row 8	total:		185	1	4	2.1%

- 1) For Column 1, list the number of interscholastic teams offered for girls and boys at each competitive level (varsity, junior varsity, and freshman). For girls, total each of the entries in Rows 1, 2, and 3 into Row 4. For boys, total Rows 5, 6, and 7 into Row 8.
- 2) For Column 2, list the number of participants at each level. For girls, total each of the entries in Rows 1, 2, and 3 into Row 4. For boys, total Rows 5, 6, and 7 into Row 8. Note: The totals in Row 4 for girls and in Row 8 for boys must be the same as the totals in Form T-1, Column 3, Rows 1 and 2 respectively.
- 3) For Column 3, list the number of interscholastic teams that have been added in the last five years at each competitive level. Count each team added during the 5 year period only one time. e.g. Girl's junior varsity soccer was added 3 years ago, count the team only once, not 3 times. For girls, total the entries in Rows 1, 2, and 3 into Row 4. For boys, total Rows 5, 6, and 7 into Row 8.
- 4) For Column 4, list the number of participants that are currently on each level of the teams that were added in the last five years. If a team was added previously but no longer exists, there are no current participants to be added for that team. For girls, total the entries in Rows 1, 2, and 3 into Row 4. For boys, total Rows 5, 6, and 7 into Row 8.
- 5) For Column 5, calculate the percentage of participants that have been added in the last five years. For girls, take the number in Column 4, Row 4 and divide by the number in Column 2, Row 4. For boys, take the number in Column 4, Row 8 and divide it by the number in Column 2, Row 8.
- 6) **Note: If the percentage of current participants added in the last five years is 25% or greater for the underrepresented sex (most likely girls), compliance with Test Two may be possible. If less than 25%, then compliance with Test Three should be analyzed. CAUTION: 25% is not a formal compliance standard.**

Principal's Signature: Jennifer C. Mathias Date: 3-23-11



**2010-2011  
ACCOMMODATION OF INTERESTS AND ABILITIES  
SUMMARY PROGRAM CHART (FORM T-3)**

KHSAA Form T3  
Rev. 10/10

**Participation Opportunities Test Three Full Accommodation**

**FOR ANY QUESTION ANSWERED "YES" IDENTIFY THE RESPECTIVE SPORT(S).**

	<b>GIRLS (Yes / No)</b>		<b>BOYS (Yes / No)</b>
1. Based on the responses from your most recent student survey, is there sufficient interest to form a viable interscholastic team for a sport not currently offered? If yes, what sport? <b>(SURVEY COMPLETED SY (2009-2010))</b>	Yes- Soccer Yes-Swimming Yes- Tennis		Yes- Soccer Yes-Swimming Yes- Tennis
2. For a sport not currently offered at the varsity level, is there sufficient interest based on your most recent Student Interest Survey to form a viable team for an interscholastic freshman team or junior varsity team?	Yes		Yes
3. For a sport currently offered at the interscholastic Junior Varsity or freshmen level, is there sufficient interest, based on your most recent Student Interest Survey, to form a varsity team?	We do not offer any sport in a freshman or JV level only		We do not offer any sport in a freshman or JV level only
4. If you answered YES to question (1), (2), or (3), are there enough high schools in the geographic area offering the sport (at the appropriate level) to allow for the development of a reasonable schedule of competition?	Yes		Yes
5. If you answered YES to question (1), (2), (3), or (4), are there enough high schools in the geographic area offering the sport (at the appropriate level) to allow for the development of a reasonable schedule of competition?	Yes		Yes

Remember, test three – full accommodation means addressing the unmet interest of the underrepresented sex (most likely girls), not the overrepresented sex (most likely boys).

**Plans to Address Interest:**

**Soccer-** for the past three school years we offered an intramural soccer program to address the interest level as shown by the student interest survey. However, since our participation has been so low, the GE Committee has voted to offer a "soccer camp" for the younger student population to try to build interest and skill level.

**Swimming-** the last student interest survey done in SY 2009-2010 showed student interest in swimming. In 2009-2010 we offered swimming and had both male and female individuals participate. In 2010-2011, our numbers grew. We have also approached the board and received a compensation for the coach.

**Tennis-** the GE Committee wanted to address the issues of Soccer and Swimming before addressing Tennis

Principal's Signature: Jennifer C. Mattingly Date: 3-23-11



**2010-2011  
ACCOMMODATION OF INTERESTS AND ABILITIES  
SUMMARY PROGRAM CHART (FORM T-4)**

KHSAA: Form T4  
Rev. 10/10

**Levels of Competition Test One**

		Column 1	Column 2	Column 3
Girls	Team Levels	Number of Teams Currently Offered	Number of Participants	Percentage of Participants at Each Level
Row 1	varsity:	7	90	53.9%
Row 2	j.v.:	5	49	29.3%
Row 3	frosh:	2	28	16.8%
Row 4	total:		167	100%
<b>Boys</b>				
Row 5	varsity:	7	93	50.3%
Row 6	j.v.:	5	68	36.8%
Row 7	frosh:	2	24	12.9%
Row 8	total:		185	100%

- Column 1, list the number of interscholastic teams offered for girls and boys at each competitive level; varsity, junior varsity, and freshman. (Refer to Form T-2, Accommodation of Interests and Abilities, Summary Program Chart 2, Column 1.)
- For Column 2, list the number of participants at each level. For girls, total the entries in Rows 1, 2, and 3 into Row 4. For boys, total the entries in Rows 5, 6, and 7 into Row 8. (Refer to Form T-2, Accommodation of Interests and Abilities, Summary Program Chart 2, Column 2.)
- For Column 3, calculate the percentage of female and male participants at each level.  
For girls' varsity, junior varsity, and frosh, respectively:
  - Divide Column 2, Row 1 by Column 2, Row 4, and place the percentage in Column 3, Row 1
  - Divide Column 2, Row 2 by Column 2, Row 4, and place the percentage in Column 3, Row 2.
  - Divide Column 2, Row 3 by Column 2, Row 4, and place the percentage in Column 3, Row 3.
 For boys' varsity, junior varsity, and frosh, respectively:
  - Divide Column 2, Row 5 by Column 2, Row 8, and place the percentage in Column 3, Row 5.
  - Divide Column 2, Row 6 by Column 2, Row 8, and place the percentage in Column 3, Row 6.
  - Divide Column 2, Row 7 by Column 2, Row 8, and place the percentage in Column 3, Row 7.

Principal's Signature: Jennifer C. Matthews Date: 3-23-11



**2010-2011  
ACTUAL EXPENDITURES - PROGRAM COMPARISON CHART 1 -(FORM T-35)  
TO INCLUDE BOOSTER CLUB FUNDING**

KHSAA Form T-35  
REV. 10/10

Sports	Equipment and Supplies		Travel		Awards		Coaches' salaries (to include supplemental and extended employment; dollar amount required)			Facilities improvements		Publications (if sport-specific)		
	Expenditures		Expenditures		Expenditures		Expenditures			Expenditures		Expenditures		
	School	Booster	School	Booster	School	Booster	School	# Coaches for all levels / # Teams for all levels	School	Booster	School	Booster	School	Booster
G basketball	512	8809	3016	8969		350	15709	4/3						
B basketball	550	7081	2516	2074		323	15709	4/3						
G softball	483	4538	701	11,401		130	6496	3/2						
B baseball	400	7570	1014	10,194		120	6496	3/2						
G cross country	625		1150				1632	1/1						
B cross country	332		411				1632	1/1						
G golf	776	1352	685				1632	1/2						
B golf	1019	827	1162				1632	1/2						
G soccer(Intramural)	120						500							
B soccer(Intramural)	120						500							
G swimming	59	200	150				0	.5/1						
B swimming	59	200	150				0	.5/1						

1. Total expenditures on T-35 and T-36 on the 2010-2011 year report due by April 15, 2011 of each school year, should reflect the total monies spent (rounded off to nearest dollar) for the entire school year of 2009-2010 ending June 30, 2010.

2. Booster Club Funding/Contributions must be included in the above expenditures total. (Note: it is illegal for coaches to be paid by Booster Clubs - Reference KHSAA Bylaw 27)

Principal's Signature: Jennifer C. Hallyday Date: 3-23-11



**2010-2011  
ACTUAL EXPENDITURES - PROGRAM COMPARISON CHART 2 - ( Form T36)  
TO INCLUDE BOOSTER CLUB FUNDING**

KHSAA Form T36  
REV. 10/10

Sports	Equipment and supplies		Travel		Awards		Coaches' salaries (to include supplemental and extended employment; dollar amount required)			Facilities improvements		Publications (if sport-specific)	
	Expenditures		Expenditures		Expenditures		Expenditures			Expenditures		Expenditures	
	School	Booster	School	Booster	School	Booster	School	# Coaches for all levels / # Teams for all levels	School	Booster	School	Booster	
G track	935	6,475	1,000	3,267		650	3,264	1/1					
B track	770		1,048				3,264	1/1					
G tennis													
B tennis													
G volleyball	507	3,293	1,060	917			4,896	2/3					
B wrestling													
G (list sport)													
B football	10,169	3,389	3,002	9,125		400	29,989	7/3					
G (list sport)													
B (list sport)													

1. Total expenditures on T-35 and T-36 on the 2010-2011 year report due by April 15, 2011, should reflect the total monies spent (rounded off to nearest dollar) for the entire school year of 2009-2010 ending June 30, 2010.

2. Booster Club Funding/Contributions must be included in the above expenditures totals. Indicate percentage of total expenditures for each gender. (If disparities are obvious, list on your Corrective Action Plan (T-60) what action you will take to correct the problem.)

Gender	Expenditures	Percentage
Boys	\$ 123,247	56.1 (avg. 666.20 per male athlete)
Girls	\$ 96,359	43.9 (avg. 577.00 per female athlete)
<b>Total: \$ 219,606</b>		<b>100%</b> (avg. 623.88 per athlete)

Boys ARE THE UNDER REPRESENTED SEX

Principal's Signature: George C. Mathias Date: 3-23-11



**2010-2011 KHSAA TITLE IX ATHLETICS AUDIT (Form T-41)  
Checklist - Overall Interscholastic Athletics Program**

KHSAA Form T41  
Rev. 10/10

**DIRECTIONS:**

For the Areas of Compliance (Opportunities and Benefits) listed on the left hand side of the page, place a checkmark under the appropriate column identifying whether your school provided an advantage to the Girls' Program, or to the Boys' Program or to Neither Program. A review of T-35 and T-36 spending patterns might be helpful in completing this form.

Areas of Compliance:	ADVANTAGE TO:		
	GIRLS' PROGRAM	BOYS' PROGRAM	NEITHER PROGRAM
<b>OPPORTUNITIES</b>			
Accommodation of Interest and Abilities			X
<b>BENEFITS</b>			
Equipment and Supplies			X
Scheduling of Games and Practice Time			X
Travel and Per Diem Allowances			X
Coaching		X	
Locker Rooms, Practice and Competitive Facilities			X
Medical and Training Facilities and Services			X
Publicity			X
Support Services			X
Housing and Dining			X
Tutoring			X
Athletic Scholarships			X

**If an advantage/inequity is indicated, corrective action should be shown on the Corrective Action Plan, Form T-60.**

Principal's Signature: Jennifer C. Mattingly Date: 3-23-11





**2010-2011 TITLE IX  
CORRECTIVE ACTION PLAN  
(FORM T-60)**

SCHOOL NAME Rockcastle County

**DIRECTIONS:**

- For Column 1, indicate the intended area (Opportunities or Benefits) which needs corrective action in order to achieve gender equity. For Column 2, write the suggested change or activities that will correct the area in need of alteration. For Column 3, include the estimated completion date for the changes or activities.
- It is possible to attain compliance with Title IX and no longer need "corrective" action. However, the KHSAA strongly encourages compliant schools to identify items for improvement (Column 1), activities to accomplish the improvement (Column 2) and a timetable for completion (Column 3) that will strengthen the athletic program.
- You may copy this form as needed. Please attach corrective action plans along with audit forms and submit by April 15, 2011.

COLUMN 1	COLUMN 2	COLUMN 3
SPECIFIC ITEM FOR CORRECTION/ IMPROVEMENT	PLAN FOR SUGGESTED CHANGE	START DATE AND COMPLETION DATE OF CORRECTIVE ACTION
Have offered a swim program for second year in 2010-2011 with no supplement for the coach	Approached Superintendent regarding making the swim coach a paid position. Swim Coach will receive compensation for 2010-2011 season and beyond	April 2011
Student interest survey showed high interest for the past three cycles for soccer for males and females	Offered an intramural soccer program to try to gauge interest and build skill level, but turnout does not warrant payment of supplement for Soccer coordinator	September 2011
Number of coaches for boys sports vs. number of coaches for girls sports	Gender Equity Committee decided not to offer intramural program in the Fall of 2011. Instead will offer a high school soccer camp in September 2011	July 2011
Spending of funds for males higher than spending on females	The GE Committee agreed to approach the board of education for another paid assistant coaches position in the sport of volleyball Continue to monitor and continue to attempt to make the spending as equitable as possible	May 2012

Principal's Signature: Joseph C. Mattingly Date: 3-23-11